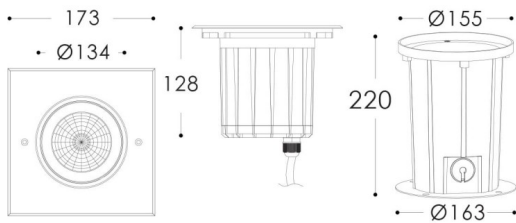




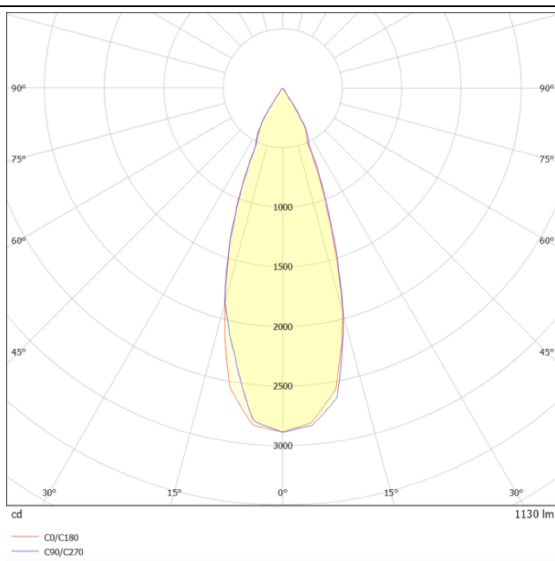
ING-L

Recessed Inground Floor from the family ING-L with a power of 13W and a beam angle of 40 degrees. with a real lumen output of 1230 lm, and an efficiency of 87,86 lm/W, made in Die Cast Aluminium Body, Front Ring Stainless Steel. , Tempered Glass Cover and finished in Stainless Steel. ON-OFF driver.

Scheme

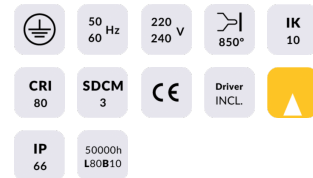


Photometry



Item code	86.OIN4.2331.07
Product type	Outdoor
Category	Recessed Inground Floor
Family	ING
Subfamily	ING-L

Pictograms



Product	
Real power (W)	13
Real luminous flux (Lm)	1230
Luminous efficiency (Lm/W)	87.86
Beam angle (°)	40
Life time (h)	50000h L80B10
IP	66
Electrical class insulation	Class I
Colour	Stainless steel
Control gear included	Yes
Control gear	ON-OFF
Light source	LED
Type of LED	1x12W Nichia COB
Colour temperature (K)	3000
Colour consistency (SDCM)	SDCM3
CRI	80
IK	10