

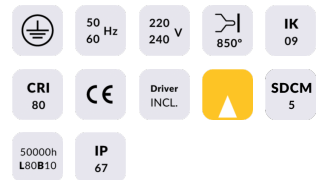


ING-ASSY

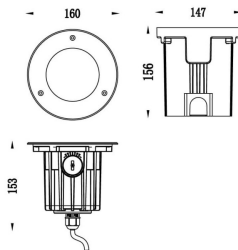
Recessed Inground Floor from the family ING-ASSY with a power of 12W and an assymetric beam angle of 27 degrees. with a real lumen output of ? lm, and an efficiency of ? lm/W, made in Die Cast Aluminium Body, Front Ring stainless Steel, Tempered Glass Cover and finished in Stainless steel.On-Off driver.

Item code	86.OIN6.3351.07
Product type	Outdoor
Category	Recessed Inground Floor
Family	ING-ASSY

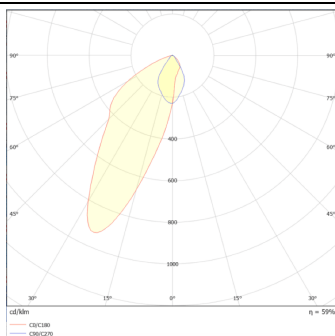
Pictograms



Scheme



Photometry



Product

Real power (W)	12W
Real luminous flux (Lm)	613
Beam angle (°)	Asymmetric 27°
Life time (h)	50000h L80B10
IP	IP67
Electrical class insulation	Class I
Colour	Natural
Control gear included	yes
Control gear	On-Off
Power Factor	On-Off
Flicker Free	Yes
Light source	LED
Type of LED	CREE COB
Colour temperature (K)	3000K
Colour consistency (SDCM)	<5SDCM
CRI	80
IK	09