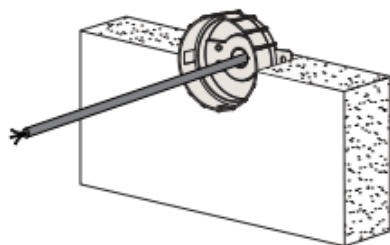


- **Installation and wiring of luminaire must be in accordance with all applicable local codes.**
- **Installation, inspection, and maintenance of luminaires should be performed by a qualified electrician.**
- **DO NOT make or alter any open holes in the luminaire. Do not modify the luminaire.**
- **DO NOT install damaged product.**
- **Make sure electrical power is OFF before and during installation and maintenance.**
- **Make sure the equipment is properly grounded.**
- **Make sure the supply voltage is same as the rated fixture voltage.**

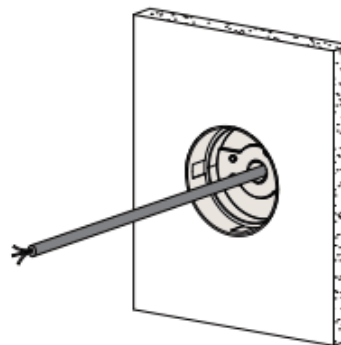
Installation steps

Step 1



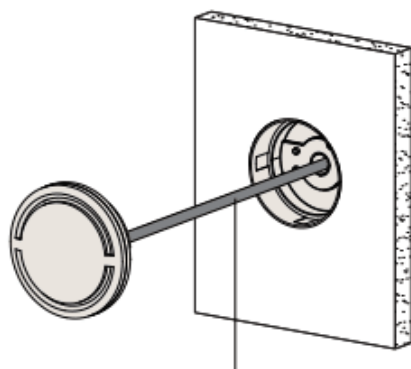
Secure the recessed sleeve

Step 2



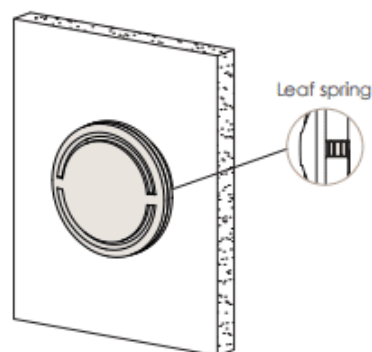
Finish the installation of concrete
surface materials

Step 3



Connect the power cable

Step 4



Install the light fixture on the wall