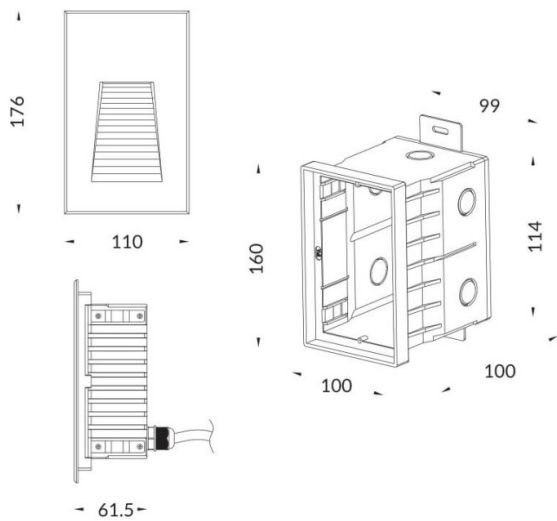
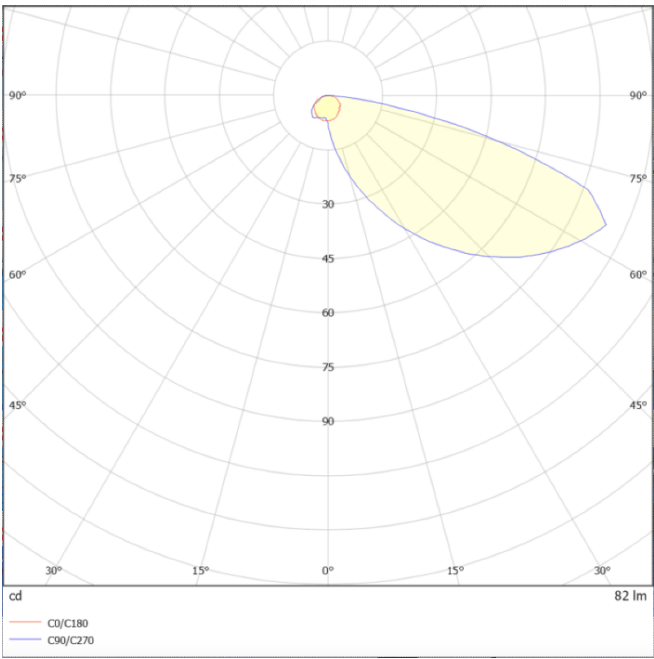




Scheme













Photometry



WINDOW

Recessed Wall & Ceiling fixture from the family WINDOW with a power of 7.1W and an assymetric lighting distribution. Real lumen output 85lm and a luminous efficiency of 12lm/W .Made in Die Casting Aluminium Body and Front Cover and finished in Grey powder coating. .IP65, IK10 degree of protection.On-Off driver.

Item code	86.ORW1.2351.03
Product type	Outdoor
Category	Recessed Wall & Ceiling
Family	WINDOW
Pictograms	<div><div>50 60 Hz</div><div>220 240 V</div><div>IK 10</div><div>CRI 80</div><div>SDCM 3</div><div></div><div>Driver INCL</div><div>50000h L70B10</div><div>IP 65</div><div></div></div>

Product	
Real power (W)	7.1
Real luminous flux (Lm)	85
Luminous efficiency (Lm/W)	12
Beam angle (°)	Assymetric
Life time (h)	50000h L70B10
IP	65
Electrical class insulation	Class I
Colour	Grey
Control gear included	yes
Control gear	On-Off
Flicker Free	Yes
Light source	SMD3030 type LED
Colour temperature (K)	3000
Colour consistency (SDCM)	SDCM<3
CRI	80
IK	IK10