


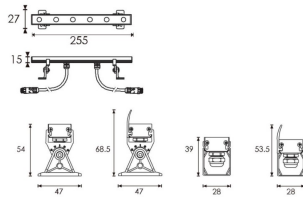


WALLLIGHT (OW07)

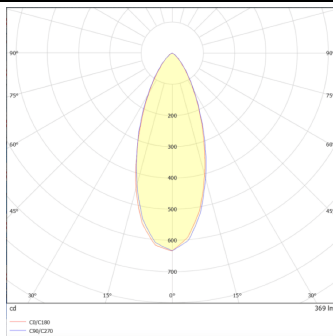
Wall Washer fixture from the family WALLLIGHT (OW07) with a power of 3,6W and a lighting distribution of 40 degrees. with a real lumen output of 289lm and an efficiency of 80,27lm/W, with a CCT of 3000K, made in Extruded Aluminium, Die Cast End Caps, Tempered Glass Cover and finished in Grey color. ON-OFF DRIVER.

| | |
|--------------|--|
| Item code | 86.OW07.1321.03 |
| Product type | Outdoor |
| Category | Wall Washer |
| Family | WALLLIGHT |
| Subfamily | WALLLIGHT (OW07) |
| Pictograms |  |

Scheme



Photometry



| | |
|-----------------------------|---------------|
| Product | |
| Real power (W) | 3.6 |
| Real luminous flux (Lm) | 289 |
| Luminous efficiency (Lm/W) | 80.27 |
| Beam angle (°) | 40 |
| Life time (h) | 50000h L70B10 |
| IP | 65 |
| Electrical class insulation | Class II |
| Colour | Grey |
| Chip Brand | Nichia |
| Control gear included | Yes |
| Control gear | ON-OFF |
| Light source | 6x0.5W Nichia |
| Colour temperature (K) | 3000 |
| Colour consistency (SDCM) | SDCM<3 |
| CRI | >80 |
| IK | IK05 |