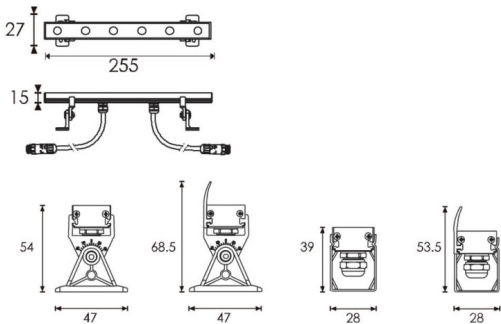
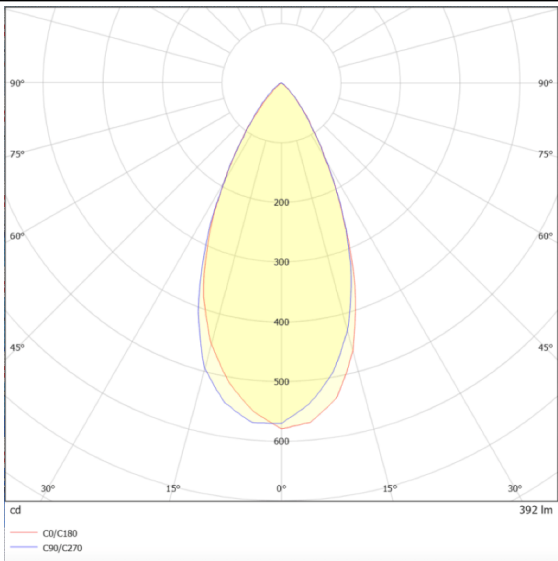




Scheme











Photometry



WALLLIGHT (OW07)

Wall Washer fixture from the family WALLLIGHT (OW07) with a power of 3,6W and a lighting distribution of 50 degrees. with a real lumen output of 289lm and an efficiency of 80,27lm/W, with a CCT of 3000K, made in Extruded Aluminium, Die Cast End Caps, Tempered Glass Cover and finished in Grey color. ON-OFF DRIVER.

Item code	86.OW07.1331.03
Product type	Outdoor
Category	Wall Washer
Family	WALLLIGHT
Subfamily	WALLLIGHT (OW07)

Pictograms	    
	    
	   

Product	
Real power (W)	3.6
Real luminous flux (Lm)	289
Luminous efficiency (Lm/W)	80.27
Beam angle (°)	50
Life time (h)	50000h L70B10
IP	65
Electrical class insulation	Class II
Colour	Grey
Chip Brand	Nichia
Control gear included	Yes
Control gear	ON-OFF
Light source	6x0.5W Nichia
Colour temperature (K)	3000
Colour consistency (SDCM)	SDCM<3
CRI	>80
IK	IK05