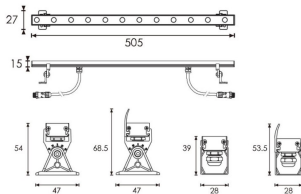







Scheme



WALLLIGHT (OW07)

Wall Washer fixture from the family WALLLIGHT (OW07) with a power of 7,3W and a lighting distribution of 30 degrees. with a real lumen output of 510lm and an efficiency of 69,86lm/W, with a CCT of 3000K, made in Extruded Aluminium, Die Cast End Caps, Tempered Glass Cover and finished in Grey color. DALI DRIVER.

Item code	86.OW07.2313.03
Product type	Outdoor
Category	Wall Washer
Family	WALLLIGHT
Subfamily	WALLLIGHT (OW07)
Pictograms	<div><div></div><div><div>50 60</div>Hz</div><div><div>220 240</div>V</div><div><div></div>850°</div><div><div>CRI</div>80</div></div> <div><div>SDCM</div>3</div> <div><div>CE</div></div> <div><div>Driver</div>INCL.</div> <div><div>DALI</div></div> <div></div>

50000h

L70B10

IP

65



90°+90°

IK

05

Product	
Real power (W)	7.3
Real luminous flux (Lm)	510
Luminous efficiency (Lm/W)	69.86
Beam angle (°)	30
Life time (h)	50000h L70B10
IP	65
Electrical class insulation	Class II
Colour	Grey
Control gear included	Yes
Control gear	DALI
Light source	12X0.5W Nichia
Colour temperature (K)	3000
Colour consistency (SDCM)	SDCM<3
CRI	>80
IK	05