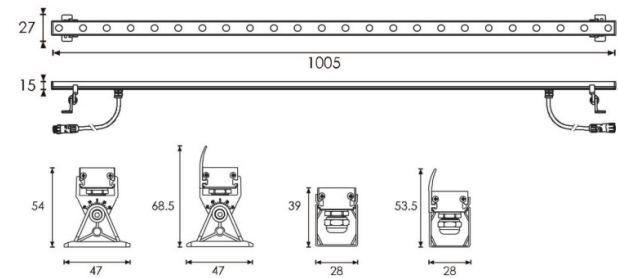
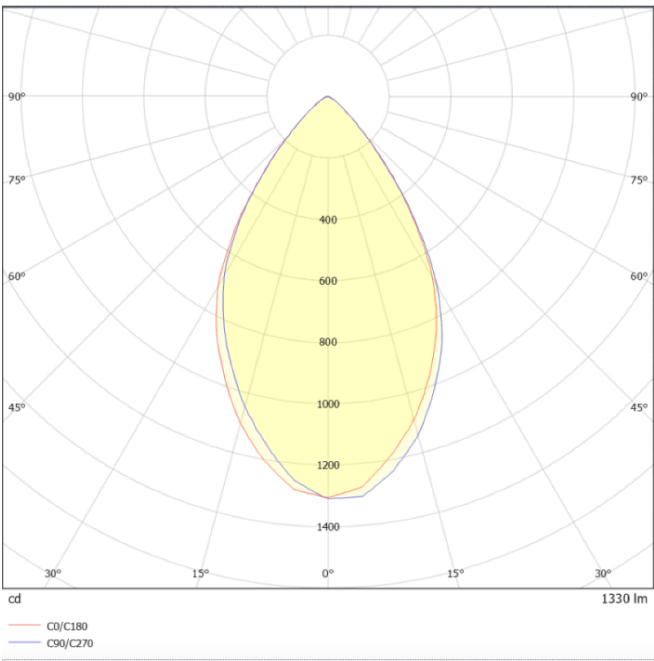




Scheme
















Photometry



WALLLIGHT (OW07)

Wall Washer fixture from the family WALLLIGHT (OW07) with a power of 14,7W and a lighting distribution of 60 degrees. with a real lumen output of 1020lm and an efficiency of 69,39lm/W, with a CCT of 3000K, made in Extruded Aluminium, Die Cast End Caps, Tempered Glass Cover and finished in Grey color. DALI DRIVER.

Item code	86.OW07.3343.03
Product type	Outdoor
Category	Wall Washer
Family	WALLLIGHT
Subfamily	WALLLIGHT (OW07)
Pictograms	<div><div>50 60 Hz</div><div>220 240 V</div><div>850°</div><div>CRI 80</div><div>SDCM 3</div><div></div><div>Driver INCL.</div><div></div><div></div><div>50000h L70B10</div><div>IP 65</div><div>90°x90°</div><div>IK 05</div></div>

Product	
Real power (W)	14.7
Real luminous flux (Lm)	1020
Luminous efficiency (Lm/W)	69.39
Beam angle (°)	60
Life time (h)	50000h L70B10
IP	65
Electrical class insulation	Class II
Colour	Grey
Chip Brand	Nichia
Control gear included	Yes
Control gear	DALI
Light source	24X0.5W Nichia
Colour temperature (K)	3000
Colour consistency (SDCM)	SDCM<3
CRI	>80
IK	IK05