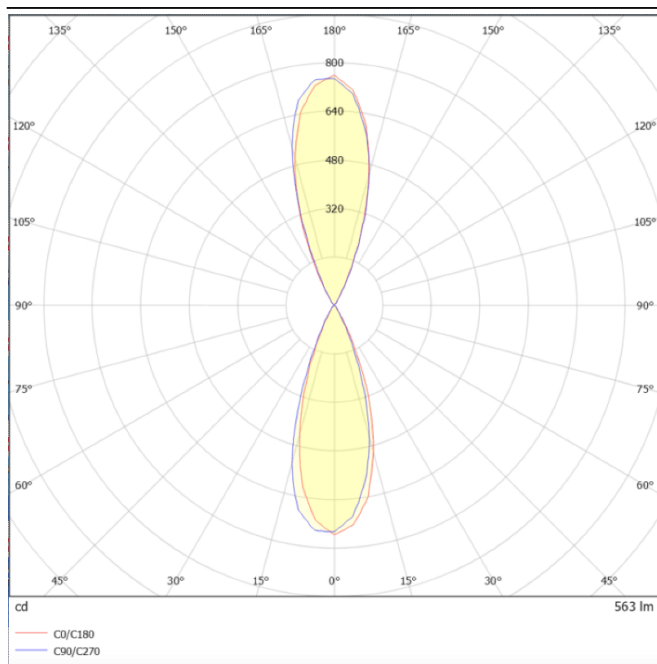




Scheme














Photometry



UP&DOWNNT

UP&DOWNT is a wall light with round design emitting light up and down. With a size of Ø60mmx180mm has a power of 2x4,5W and two reflectors up&down of 38 degrees beam angle. With a real lumen output of 508lm, and an efficiency of 56.44lm/W. Is made in Die Cast Aluminium Body, Tempered Glass Cover and has an IP65 and an IK10 degree of protection. ON-OFF driver. Finished in White color.

Item code	86.OW09.1331.01
Product type	Outdoor
Category	Wall Light
Family	UP&DOWNT
Pictograms	<div><div> 50 60 Hz</div><div> 220 240 V</div><div> 850°</div><div> CRI 80</div></div> <div><div> SDCM 3</div><div> CE</div><div> Driver INCL.</div><div></div><div> 50000h L70B10</div></div> <div><div> IP 65</div><div> IK 05/10</div></div>

Product	
Real power (W)	4.5
Real luminous flux (Lm)	508
Luminous efficiency (Lm/W)	56.44
Beam angle (°)	38
Life time (h)	50000h L70B10
IP	65
Electrical class insulation	Class I
Colour	White
Chip Brand	NICHIA
Control gear included	Yes
Control gear	ON-OFF
Colour temperature (K)	3000
Colour consistency (SDCM)	SDCM<3
CRI	80
IK	IK10