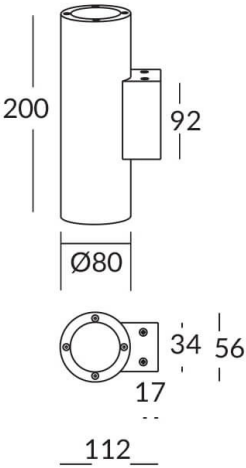
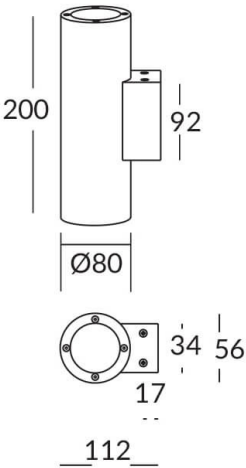
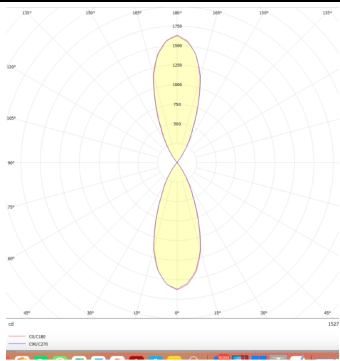




Scheme



Photometry



UP&DOWNT

UP&DOWNT is a wall light with round design emitting light up and down. With a size of Ø80mmx200mm has a power of 2x8W and two reflectors up&down of 38 degrees beam angle. With a real lumen output of 1972lm, and an efficiency of 123.25lm/W. Is made in Die Cast Aluminium Body, Tempered Glass Cover and has an IP65 and an IK10 degree of protection. DALI driver. Finished in White color.

Item code	86.OW09.2333.01
Product type	Outdoor
Category	Wall Light
Family	UP&DOWNT
Pictograms	<div><div></div><div></div><div></div><div></div><div></div><div></div><div></div><div></div><div></div><div></div><div></div></div>

Product	
Real power (W)	8
Real luminous flux (Lm)	1972
Luminous efficiency (Lm/W)	123.25
Beam angle (°)	38
Life time (h)	50000h L70B10
IP	65
Electrical class insulation	Class I
Colour	White
Control gear included	Yes
Control gear	DALI
Colour temperature (K)	3000
Colour consistency (SDCM)	SDCM<3
CRI	80
IK	10