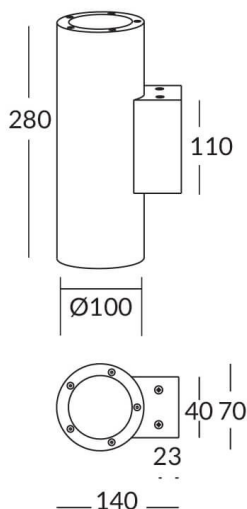












**UP&DOWNT**

UP&DOWNT is a wall light with round design emitting light up and down. With a size of Ø100mmx280mm has a power of 2x12W and two reflectors up&down of 22 degrees beam angle. With a real lumen output of 2158lm, and an efficiency of 89.92lm/W. Is made in Die Cast Aluminium Body, Tempered Glass Cover and has an IP65 and an IK10 degree of protection. DALI driver. Finished in Black color.

Scheme

Item code	86.OW09.3323.02
Product type	Outdoor
Category	Wall Light
Family	UP&DOWNT
Pictograms	 50 60 Hz  220 240 V  850°  CRI 80  SDCM 3  CE  Driver INCL.  50000h L70B10  IP 65  IK 05/10

Product	
Real power (W)	12
Real luminous flux (Lm)	2158
Luminous efficiency (Lm/W)	89.92
Beam angle (°)	22
Life time (h)	50000h L70B10
IP	65
Electrical class insulation	Class I
Colour	Black
Control gear included	Yes
Control gear	DALI
Colour temperature (K)	3000
Colour consistency (SDCM)	SDCM<3
CRI	80
IK	10