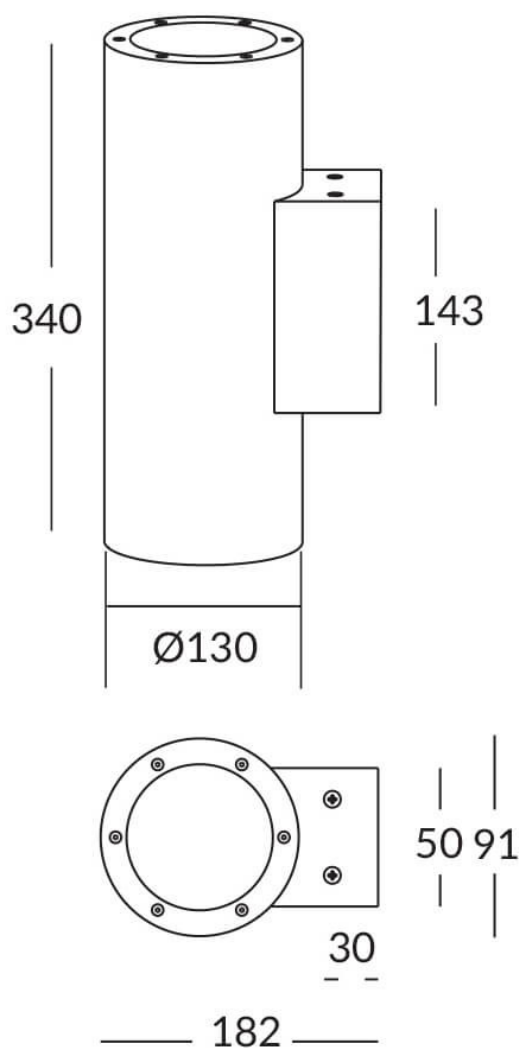
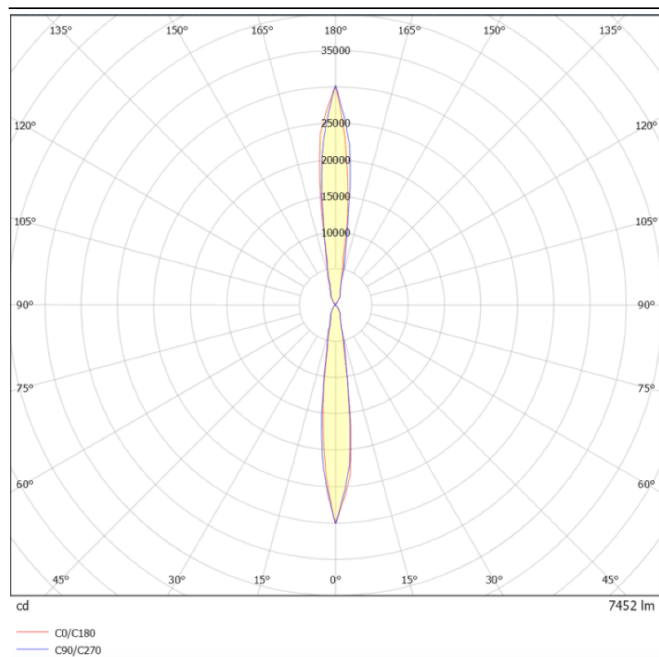
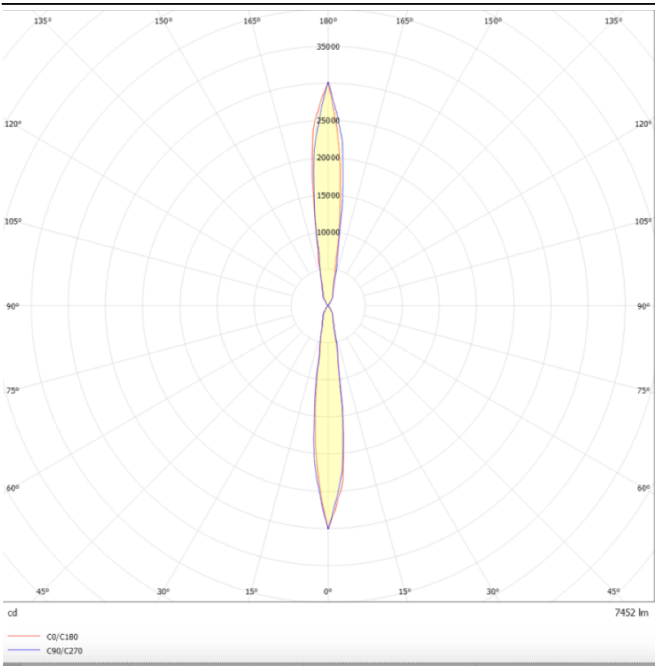




Scheme

**Photometry**



UP&DOWNT

UP&DOWNT is a wall light with round design emitting light up and down. With a size of Ø130mmx340mm has a power of 2x18W and two reflectors up&down of 10 degrees beam angle. With a real lumen output of 3234lm, and an efficiency of 89.83lm/W. Is made in Die Cast Aluminium Body, Tempered Glass Cover and has an IP65 and an IK10 degree of protection. ON-OFF driver. Finished in White color.

Item code	86.OW09.4311.01
Product type	Outdoor
Category	Wall Light
Family	UP&DOWNT
Pictograms	<div><div></div><div>50 60 Hz</div><div>220 240 V</div><div></div><div>CRI 80</div></div> <div><div>SDCM 3</div><div>CE</div><div>Driver INCL.</div><div></div><div>50000h L70B10</div></div> <div><div>IP 65</div><div>IK 05/10</div></div>

Product	
Real power (W)	18
Real luminous flux (Lm)	3234
Luminous efficiency (Lm/W)	89.83
Beam angle (°)	10
Life time (h)	50000h L70B10
IP	65
Electrical class insulation	Class I
Colour	White
Chip Brand	NICHIA
Control gear included	Yes
Control gear	ON-OFF
Colour temperature (K)	3000
Colour consistency (SDCM)	SDCM<3
CRI	80
IK	IK10