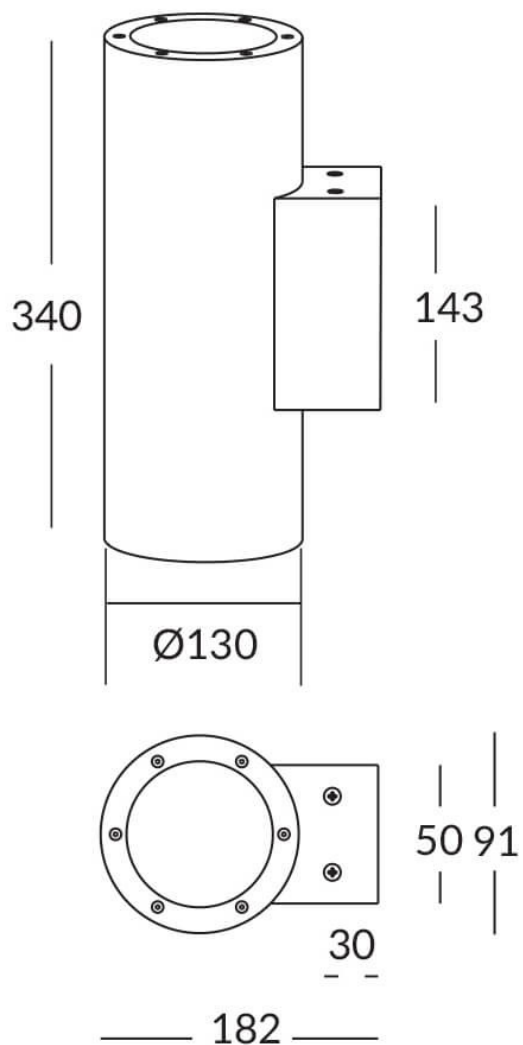
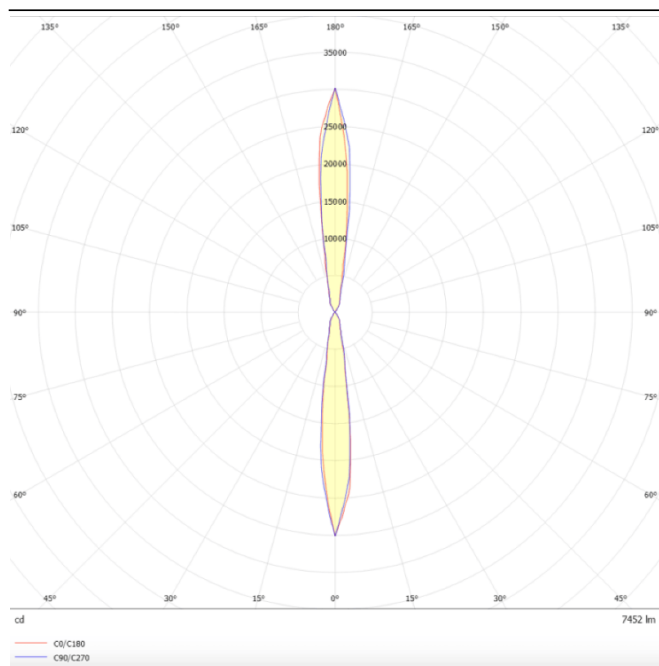


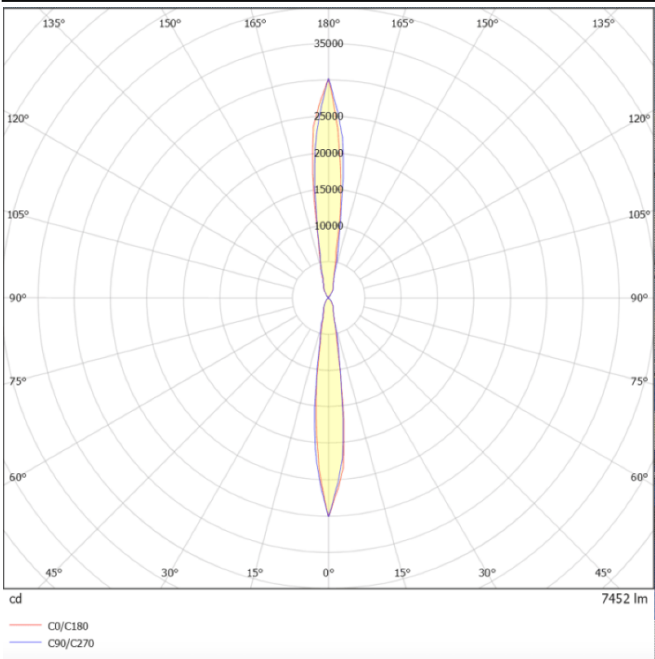


Scheme



Photometry





UP&DOWNT

UP&DOWNT is a wall light with round design emitting light up and down. With a size of Ø130mmx340mm has a power of 2x18W and two reflectors up&down of 10 degrees beam angle. With a real lumen output of 3234lm, and an efficiency of 89.83lm/W. Is made in Die Cast Aluminium Body, Tempered Glass Cover and has an IP65 and an IK10 degree of protection. DALI driver. Finished in Grey color.

Item code	86.OW09.4313.03
Product type	Indoor
Category	Wall Fixtures & Reading lights
Family	UP&DOWNT
Pictograms	

Product	
Real power (W)	18
Real luminous flux (Lm)	3234
Luminous efficiency (Lm/W)	89.83
Beam angle (°)	10
Life time (h)	50000h L70B10
IP	65
Electrical class insulation	Class I
Colour	Grey
Chip Brand	NICHIA
Control gear included	Yes
Control gear	DALI
Colour temperature (K)	3000
Colour consistency (SDCM)	SDCM<3
CRI	80
IK	IK10