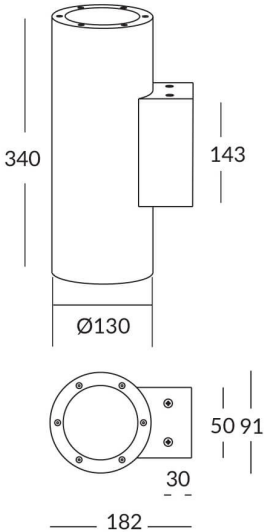
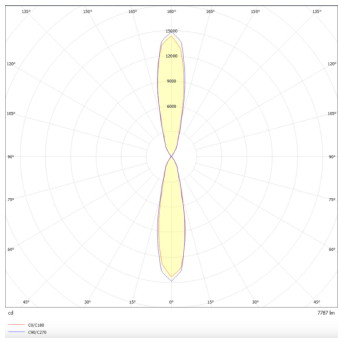


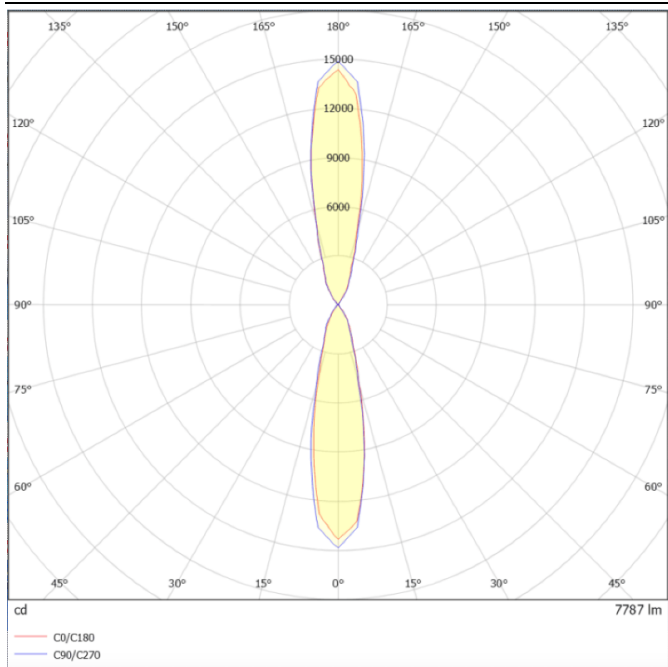


Scheme



Photometry





## UP&DOWNT

UP&DOWNT is a wall light with round design emitting light up and down. With a size of Ø130mmx340mm has a power of 2x18W and two reflectors up&down of 22 degrees beam angle. With a real lumen output of 3234lm, and an efficiency of 89.83lm/W. Is made in Die Cast Aluminium Body, Tempered Glass Cover and has an IP65 and an IK10 degree of protection. ON-OFF driver. Finished in Black color.

Item code	86.OW09.4321.02
-----------	-----------------

Product type	Indoor
--------------	--------

Category	Wall Fixtures
----------	---------------

Family	UP&DOWNT
--------	----------

Pictograms	
------------	--



## Product

Real power (W)	18
----------------	----

Real luminous flux (Lm)	3234
-------------------------	------

Luminous efficiency (Lm/W)	89.83
----------------------------	-------

Beam angle (°)	22
----------------	----

Life time (h)	50000h L70B10
---------------	---------------

IP	65
----	----

Electrical class insulation	Class I
-----------------------------	---------

Colour	Black
--------	-------

Control gear included	Yes
-----------------------	-----

Control gear	ON-OFF
--------------	--------

Colour temperature (K)	3000
------------------------	------

Colour consistency (SDCM)	SDCM<3
---------------------------	--------

CRI	80
-----	----

IK	10
----	----