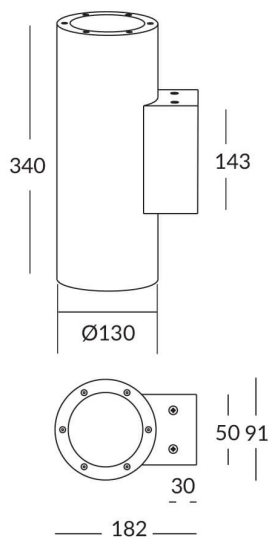
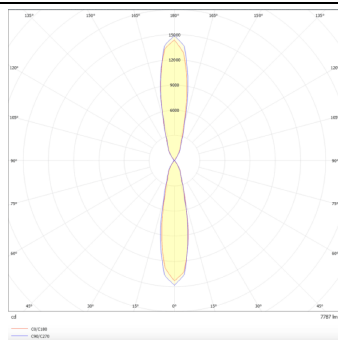


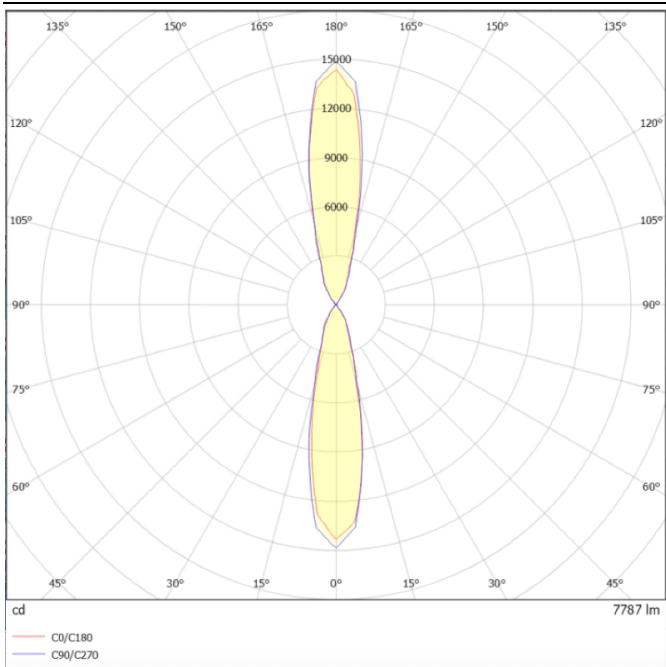


Scheme



Photometry





UP&DOWNT

UP&DOWNT is a wall light with round design emitting light up and down. With a size of Ø130mmx340mm has a power of 2x18W and two reflectors up&down of 22 degrees beam angle. With a real lumen output of 3234lm, and an efficiency of 89.83lm/W. Is made in Die Cast Aluminium Body, Tempered Glass Cover and has an IP65 and an IK10 degree of protection. ON-OFF driver. Finished in Grey color.

Item code 86.OW09.4321.03

Product type Outdoor

Category Wall Light

Family UP&DOWNT

Pictograms



Product

Real power (W) 18

Real luminous flux (Lm) 3234

Luminous efficiency (Lm/W) 89.83

Beam angle (°) 22

Life time (h) 50000h L70B10

IP 65

Electrical class insulation Class I

Colour Grey

Chip Brand NICHIA

Control gear included Yes

Control gear ON-OFF

Colour temperature (K) 3000

Colour consistency (SDCM) SDCM<3

CRI 80

IK IK10