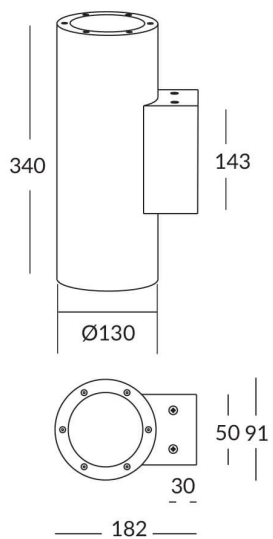
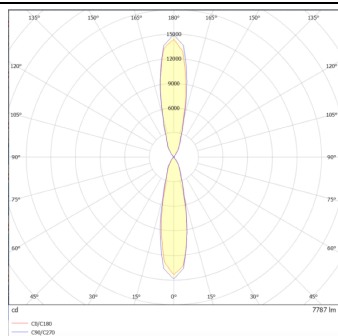


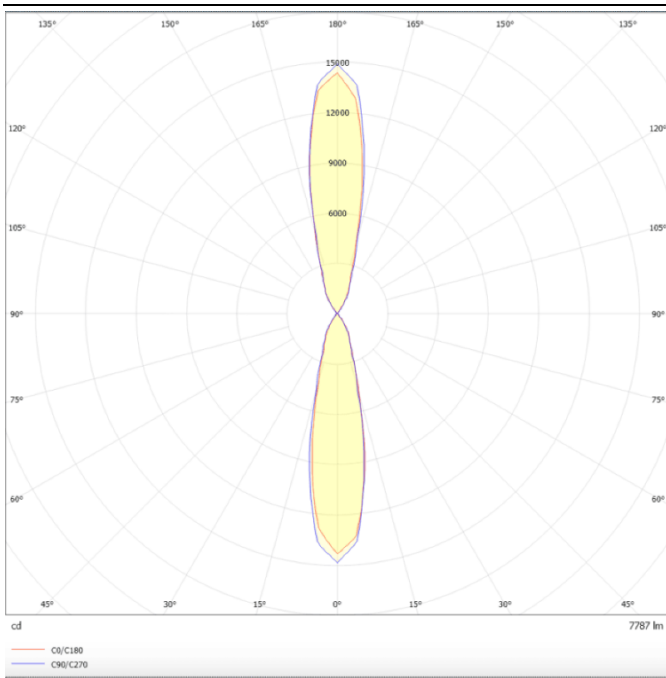


Scheme



Photometry





## UP&DOWNT

UP&DOWNT is a wall light with round design emitting light up and down. With a size of Ø130mmx340mm has a power of 2x18W and two reflectors up&down of 22 degrees beam angle. With a real lumen output of 3234lm, and an efficiency of 89.83lm/W. Is made in Die Cast Aluminium Body, Tempered Glass Cover and has an IP65 and an IK10 degree of protection. DALI driver. Finished in White color.

**Item code** 86.OW09.4323.01

**Product type** Outdoor

**Category** Wall Light

**Family** UP&DOWNT

**Pictograms**



**Product**

**Real power (W)** 18

**Real luminous flux (Lm)** 3234

**Luminous efficiency (Lm/W)** 89.83

**Beam angle (°)** 22

**Life time (h)** 50000h L70B10

**IP** 65

**Electrical class insulation** Class I

**Colour** White

**Chip Brand** NICHIA

**Control gear included** Yes

**Control gear** DALI

**Colour temperature (K)** 3000

**Colour consistency (SDCM)** SDCM<3

**CRI** 80

**IK** IK10