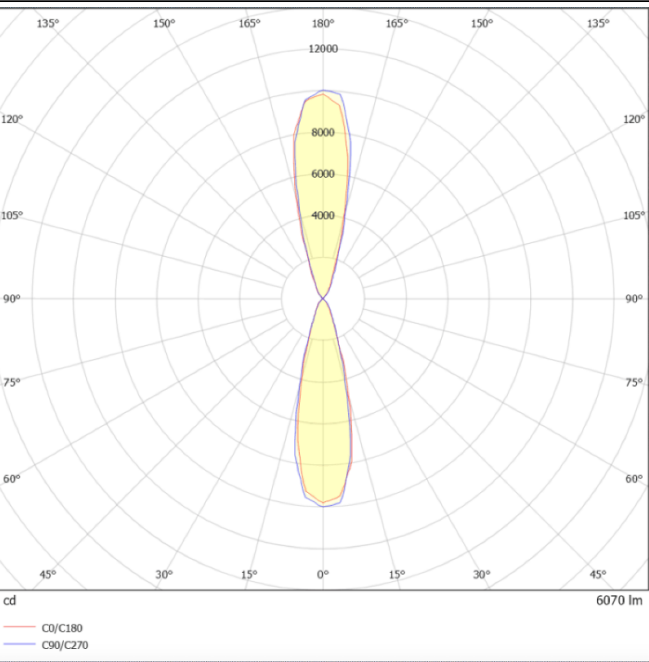




Scheme












Photometry



UP&DOWNT

UP&DOWNT is a wall light with round design emitting light up and down. With a size of Ø160mmx400mm has a power of 2x30W and two reflectors up&down of 25 degrees beam angle. With a real lumen output of 6354lm, and an efficiency of 105.9lm/W. Is made in Die Cast Aluminium Body, Tempered Glass Cover and has an IP65 and an IK10 degree of protection. ON-OFF driver. Finished in White color.

Item code	86.OW09.5321.01
Product type	Outdoor
Category	Wall Light
Family	UP&DOWNT
Pictograms	<div><div>50 60 Hz</div><div>220 240 V</div><div>CRI 80</div><div>SDCM 3</div><div>CE</div><div>Driver INCL.</div><div>50000h L70B10</div><div>IP 65</div><div>IK 05/10</div></div>

Product	
Real power (W)	30
Real luminous flux (Lm)	6354
Luminous efficiency (Lm/W)	105.9
Beam angle (°)	25
Life time (h)	50000h L70B10
IP	65
Electrical class insulation	Class I
Colour	White
Chip Brand	NICHIA
Control gear included	Yes
Control gear	ON-OFF
Colour temperature (K)	3000
Colour consistency (SDCM)	SDCM<3
CRI	80
IK	IK10