





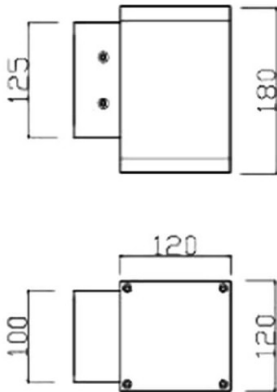


Down S

Lavov wall light from the family Down S with a power of 15W and a 36o beam angle. Dimensions 120x120mm and 180mm height. With a real lumen output of 1275LM. Made in Die cast aluminium body and tempered glass front cover. Finished in grey color.On-Off driver.

| | |
|--------------|--|
| Item code | 86.OW14.2321.03 |
| Product type | Outdoor |
| Category | Wall Light |
| Family | Down S |
| Pictograms |  50 60 Hz 220 240 V  850° CRI 80  SDCM 3  Driver INCL. 50000h L70B10 IP 65 |

Scheme



| | |
|-----------------------------|--------|
| Product | |
| Real power (W) | 15 |
| Real luminous flux (Lm) | 1275 |
| Luminous efficiency (Lm/W) | 85 |
| Beam angle (°) | 36o |
| IP | IP65 |
| Electrical class insulation | Clas I |
| Colour | grey |
| Control gear included | Yes |
| Control gear | On-Off |
| Power Factor | >0,9 |
| Flicker Free | Yes |
| Light source | LED |
| Type of LED | COB |
| Colour temperature (K) | 3000K |
| Colour consistency (SDCM) | <5SDCM |
| CRI | 80 |
| IK | IK08 |