










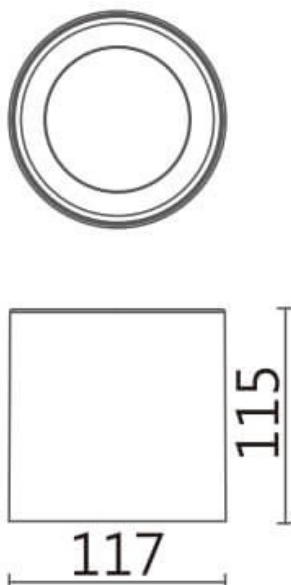
**TUBULAR-S**

Lavov surface mounted downlight from the family TUBULAR-S with a power of 15W and an optics 24 degrees beam angle. CCT 4000K. With a total lumen output of 1250lm and an efficacy of 83,33lm/W . Made in Die Cast Aluminum and finished in White color. DALI driver.

Item code	86.SD01.1423.01
Product type	Indoor
Category	Surface Downlights
Family	TUBULAR-S
Pictograms	        

Dimensions

Product dimensions (mm) Ø117X115 mm

Scheme

Product	
Real power (W)	15
Real luminous flux (Lm)	1250
Luminous efficiency (Lm/W)	83.33
Beam angle (°)	24
Life time (h)	50000h L80B10
IP	IP20
Colour	White
Chip Brand	Philip
Control gear included	Yes
Control gear	DALI
Average life time (h)	40
Colour temperature (K)	4000
Colour consistency (SDCM)	SDCM<3
CRI	80