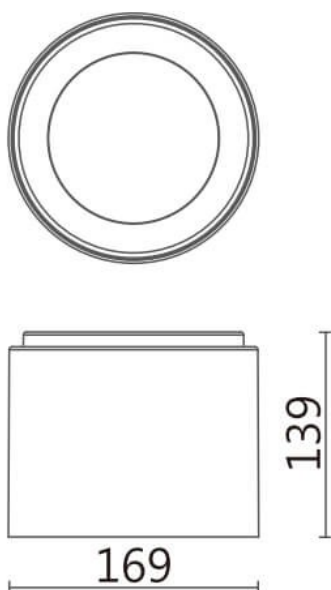




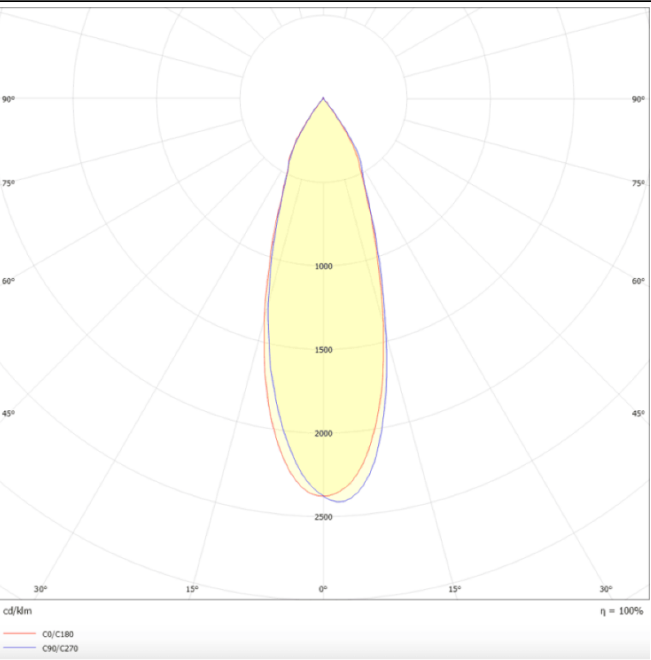
Dimensions

Product dimensions (mm)	Ø169X139 mm
--------------------------------	--------------------

Scheme







Photometry



TUBULAR-S

Lavov surface mounted downlight from the family TUBULAR-S with a power of 25W and an optics 50 degrees beam angle. CCT 3000K. With a total lumen output of 2000lm and an efficacy of 80lm/W . Made in Die Cast Aluminum and finished in Black color. DALI driver.

Item code	86.SD01.2333.02
Product type	Indoor
Category	Surface Downlights
Family	TUBULAR-S
Pictograms	<div><div></div><div><div>220 240 V</div><div></div><div>CRI 80</div><div></div></div><div><div>On Off</div><div></div><div>IP 20</div><div>50000h L80B10</div></div></div>

Product	
Real power (W)	25
Real luminous flux (Lm)	2000
Luminous efficiency (Lm/W)	80
Beam angle (°)	50
Life time (h)	50000h L80B10
IP	IP20
Colour	Black
Chip Brand	Philip
Control gear included	Yes
Control gear	DALI
Average life time (h)	30
Colour temperature (K)	3000
Colour consistency (SDCM)	SDCM<3
CRI	80