






TUBULAR-S

Lavov surface downlight from the family with a power of 20W and a beam angle of 60°. Finished in White colour. Dimensions Ø95X152 mm .With a total lumen output of 1600lm and a luminous efficacy of 80lm/W. Made in Die Cast Aluminum. Driver ON-OFF. CCT 3000K.

Item code	86.SD01.2341.01
Product type	Indoor
Category	Surface Downlights
Family	TUBULAR-S
Pictograms	<div><div></div><div>220 240 V</div><div></div><div>850°</div><div>CRI 80</div><div>CE</div><div>On Off</div><div></div><div>IP 20</div><div>50000h L80B10</div></div>

Product	
Real power (W)	20
Real luminous flux (Lm)	1600
Luminous efficiency (Lm/W)	80
Beam angle (°)	60
Life time (h)	50000h L80B10
IP	IP65
Colour	White
Control gear included	Yes
Control gear	ON-OFF
Colour temperature (K)	3000
Colour consistency (SDCM)	SDCM<3
CRI	80

Dimensions

Product dimensions (mm) Ø95X152 mm

Photometry

