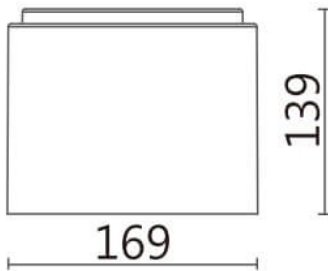
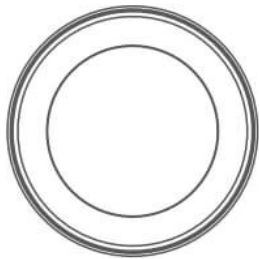




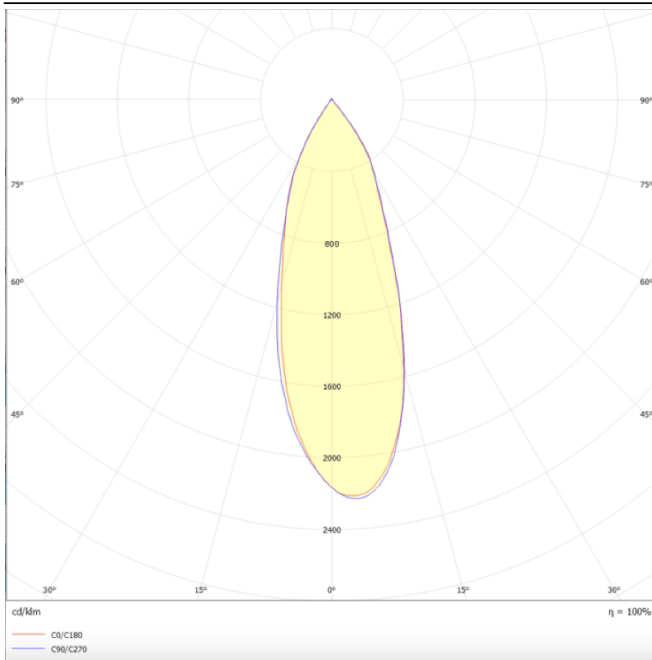
Dimensions

Product dimensions (mm)	Ø169X139 mm
--------------------------------	--------------------


Scheme



Photometry

**TUBULAR-S**

Lavov surface mounted downlight from the family TUBULAR-S with a power of 25W and an optics 50 degrees beam angle. CCT 4000K. With a total lumen output of 2050lm and an efficacy of 82lm/W . Made in Die Cast Aluminum and finished in Black color. ON-OFF driver.

Item code	86.SD01.2431.02
Product type	Indoor
Category	Surface Downlights
Family	TUBULAR-S
Pictograms	

Product	
Real power (W)	25
Real luminous flux (Lm)	2050
Luminous efficiency (Lm/W)	82
Beam angle (°)	50
Life time (h)	50000h L80B10
IP	IP20
Colour	Black
Chip Brand	Philip
Control gear included	Yes
Control gear	ON-OFF
Average life time (h)	40
Colour temperature (K)	4000
Colour consistency (SDCM)	SDCM<3
CRI	80