



Dimensions

Product dimensions (mm)      Ø200X139 mm

Scheme







Photometry



TUBULAR-S

Lavov surface mounted downlight from the family TUBULAR-S with a power of 30W and an optics 50 degrees beam angle. CCT 3000K. With a total lumen output of 2500lm and an efficacy of 83,33lm/W . Made in Die Cast Aluminum and finished in Black color. ON-OFF driver.

Item code	86.SD01.3331.02
Product type	Indoor
Category	Surface Downlights
Family	TUBULAR-S
Pictograms	<div><div></div><div><div>220 240 V</div><div></div><div>CRI 80</div><div></div></div><div><div>On Off</div><div></div><div>IP 20</div><div>50000h L80B10</div></div></div>

Product	
Real power (W)	30
Real luminous flux (Lm)	2500
Luminous efficiency (Lm/W)	83.33
Beam angle (°)	50
Life time (h)	50000h L80B10
IP	IP20
Colour	Black
Chip Brand	Philip
Control gear included	Yes
Control gear	ON-OFF
Average life time (h)	30
Colour temperature (K)	3000
Colour consistency (SDCM)	SDCM<3
CRI	80