



---

---

**Dimensions**

---

<b>Product dimensions (mm)</b>	<b>Ø200X139 mm</b>
--------------------------------	--------------------

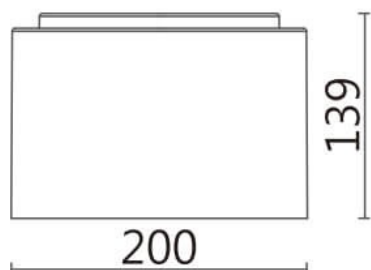
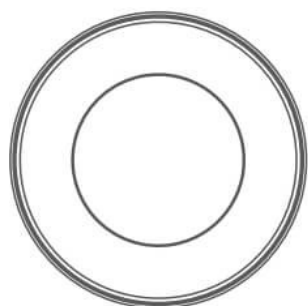
---

---

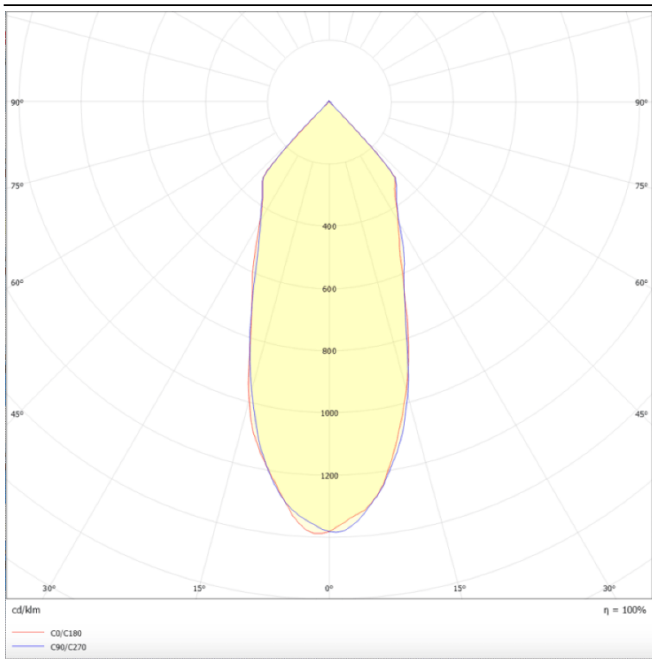
---

**Scheme**

---



## Photometry



## TUBULAR-S

Lavov surface mounted downlight from the family TUBULAR-S with a power of 30W and an optics 50 degrees beam angle. CCT 3000K. With a total lumen output of 2500lm and an efficacy of 83,33lm/W . Made in Die Cast Aluminum and finished in Black color. DALI driver.

Item code	86.SD01.3333.02
Product type	Indoor
Category	Surface Downlights
Family	TUBULAR-S
Pictograms	

<b>Product</b>	
Real power (W)	30
Real luminous flux (Lm)	2500
Luminous efficiency (Lm/W)	83.33
Beam angle (°)	50
Life time (h)	50000h L80B10
IP	IP20
Colour	Black
Chip Brand	Philip
Control gear included	Yes
Control gear	DALI
Average life time (h)	30
Colour temperature (K)	3000
Colour consistency (SDCM)	SDCM<3
CRI	80