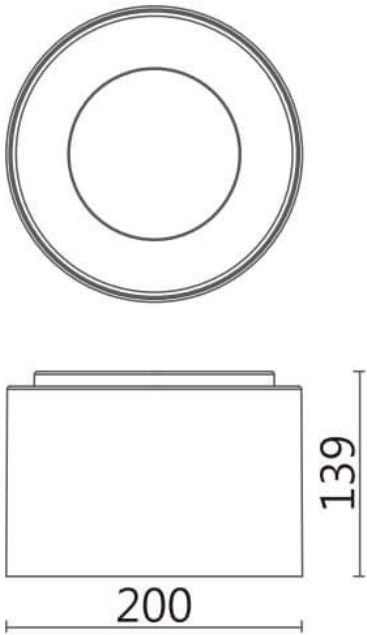




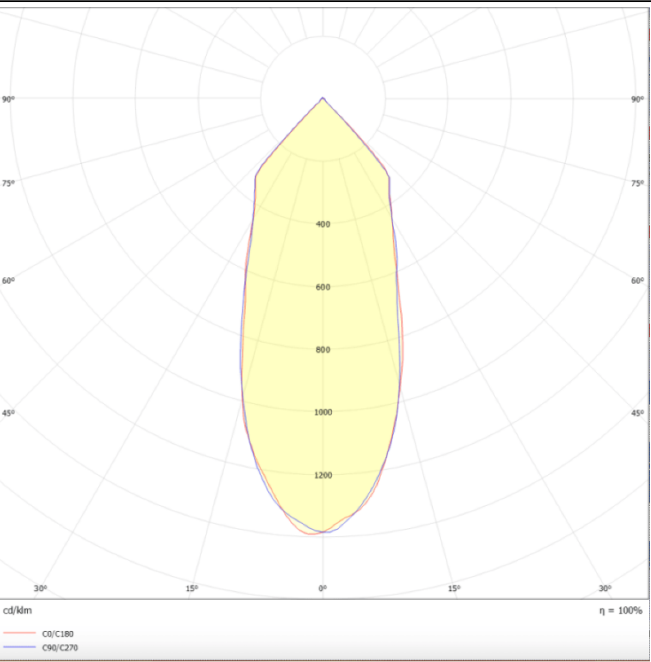
Dimensions

Product dimensions (mm)      Ø200X139 mm

Scheme






Photometry



TUBULAR-S

Lavov surface mounted downlight from the family TUBULAR-S with a power of 30W and an optics 50 degrees beam angle. CCT 4000K. With a total lumen output of 2550lm and an efficacy of 85lm/W . Made in Die Cast Aluminum and finished in White color. ON-OFF driver.

Item code	86.SD01.3431.01
Product type	Indoor
Category	Surface Downlights
Family	TUBULAR-S
Pictograms	<div><div></div><div>220 240 V</div><div></div><div>850°</div><div>CRI 80</div><div>CE</div><div>On Off</div><div></div><div>IP 20</div><div>50000h L80B10</div></div>

Product	
Real power (W)	30
Real luminous flux (Lm)	2550
Luminous efficiency (Lm/W)	85
Beam angle (°)	50
Life time (h)	50000h L80B10
IP	IP20
Colour	White
Chip Brand	Philip
Control gear included	Yes
Control gear	ON-OFF
Average life time (h)	40
Colour temperature (K)	4000
Colour consistency (SDCM)	SDCM<3
CRI	80