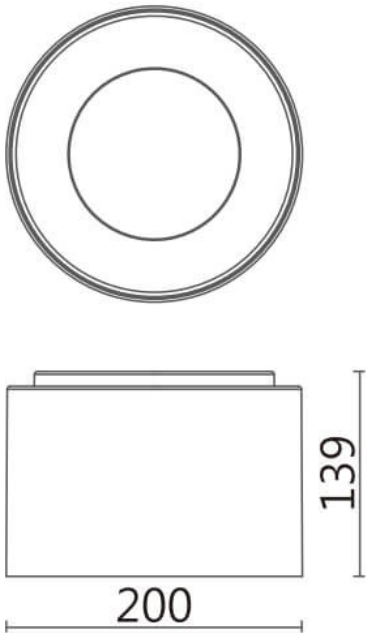




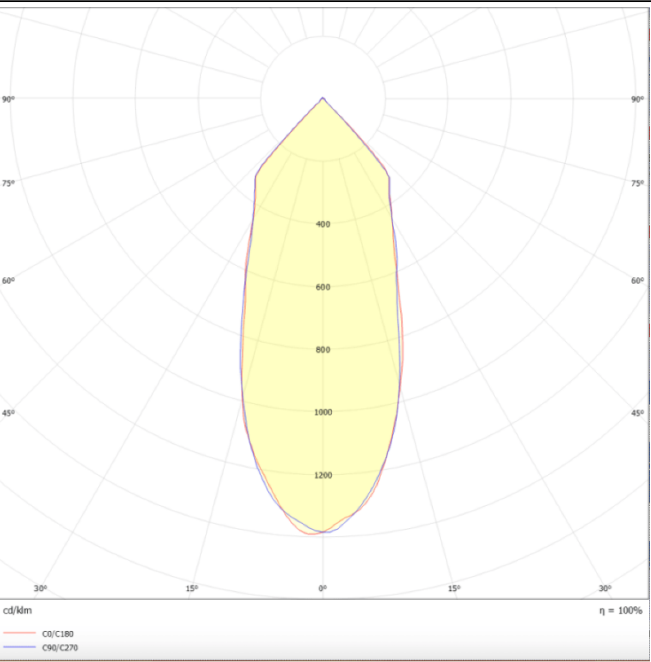
Dimensions

Product dimensions (mm)      Ø200X139 mm

Scheme







Photometry



TUBULAR-S

Lavov surface mounted downlight from the family TUBULAR-S with a power of 30W and an optics 50 degrees beam angle. CCT 4000K. With a total lumen output of 2550lm and an efficacy of 85lm/W . Made in Die Cast Aluminum and finished in White color. DALI driver.

Item code	86.SD01.3433.01
Product type	Indoor
Category	Surface Downlights
Family	TUBULAR-S
Pictograms	<div><div></div><div><div>220 240 V</div><div></div><div><div>CRI 80</div><div></div></div><div><div>On Off</div><div></div><div><div>IP 20</div><div><div>50000h L80B10</div></div></div></div></div></div>

Product	
Real power (W)	30
Real luminous flux (Lm)	2550
Luminous efficiency (Lm/W)	85
Beam angle (°)	50
Life time (h)	50000h L80B10
IP	IP20
Colour	White
Chip Brand	Philip
Control gear included	Yes
Control gear	DALI
Average life time (h)	40
Colour temperature (K)	4000
Colour consistency (SDCM)	SDCM<3
CRI	80