









**Rock down**

Lavov surface sownlight from the family Rock down with a switchable power of 10/15/20W and an optics 105,5° degrees . Switchable CCT 3000/4000/6000K. With a total lumen output of 1200/1800/2400lm and a luminous efficiency of 120lm/W. Color stability SDCM3. CCT 3000/4000/6000K. DALI driver. Made in PC housing and PC cover and finished in white color. IP54and IK10 degree of protection.CRI>80.

Item code	86.SD07.2303.01
Product type	Indoor
Category	Surface Downlights
Family	Rock
Subfamily	Rock down
Pictograms	     

Product	
Real power (W)	10/15/20
Real luminous flux (Lm)	1200/1800/2400
Luminous efficiency (Lm/W)	120
Beam angle (°)	105,5°
IP	54
Colour	white
Control gear included	yes
Control gear	DALI
Power Factor	>0,9
Flicker Free	yes
Colour temperature (K)	3000/4000/6000
Colour consistency (SDCM)	SDCM<3
CRI	>80
IK	IK10

Technical drawing of the Rock down surface downlight, showing the top view and side view. The top view is a circle with a diameter of 320 mm. The side view shows the depth of the light fixture, which is 57 mm.

Dimensions	
Product dimensions (mm)	Ø320xH57mm

