









Rock down

| | |
|------------------|----------------------------------------------------------------------------------------------------------------------------------------------------------------------------------------------------------------------------------------------------------------------------------------------------------------------------------------------------------------------------------------------------------------------------------------------------------------------------------------------------------------------------|
| Código artículo | 86.SD07.1301.02 |
| Tipo de producto | Indoor |
| Categoría | Downlights de superficie |
| Familia | Rock |
| Subfamilia | Rock down |
| Pictograms |       |

| | |
|------------------------------|----------------|
| Producto | |
| Potencia real (W) | 8/10/15 |
| Flujo luminoso real (lm) | 960/1200/1800 |
| Eficacia luminosa (lm/W) | 120 |
| Ángulo de apertura | 105,5º |
| IP | 54 |
| Equipo | On-off |
| Power Factor | >0,9 |
| Temperatura de color (K) | 3000/4000/6000 |
| Consistencia de color (SDCM) | SDCM<3 |
| CRI | >80 |
| IK | IK10 |

Dimensions

Product dimensions (mm) Ø260xH57mm

Esquema

