




---

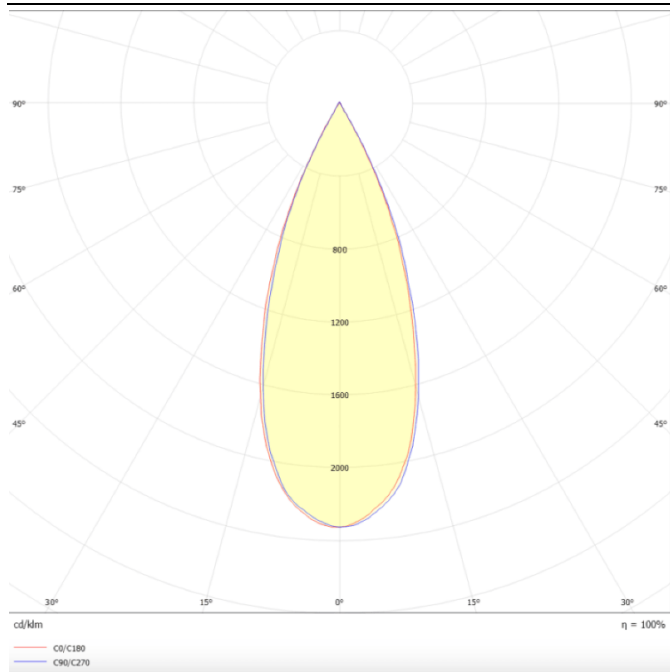
**Esquema**

---






---





**Curva fotométrica**



## TUBULAR

Código artículo	86.S001.4331.03
Tipo de producto	Indoor
Categoría	Luminarias suspendidas
Familia	TUBULAR
Pictograms	 220  CRI 

**Pictograms**

	220 240 V	 850°	CRI 80	
On Off		IP 20	50000h L80B10	

<b>Producto</b>	
<b>Potencia real (W)</b>	<b>30</b>
<b>Flujo luminoso real (lm)</b>	<b>2700</b>
<b>Eficacia luminosa (lm/W)</b>	<b>90</b>
<b>Ángulo de apertura</b>	<b>36</b>
<b>Life time (h)</b>	<b>50000h L80B10</b>
<b>IP</b>	<b>20</b>
<b>Chip Brand</b>	<b>Philip</b>
<b>Equipo</b>	<b>ON-OFF</b>
<b>Temperatura de color (K)</b>	<b>3000</b>
<b>Consistencia de color (SDCM)</b>	<b>SDCM&lt;3</b>
<b>CRI</b>	<b>80</b>