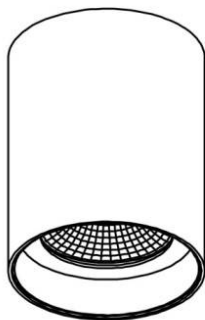




Installation Instruction




CAUTIONS:

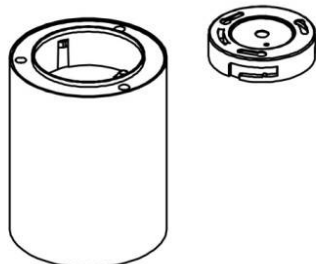
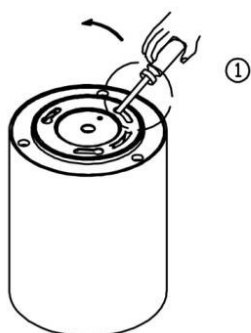
1. Switch-off the power supply before any installation and maintenance operations.
2. Installation should be carried out by a suitably qualified person in accordance with good electrical practice and the appropriate national wiring regulations.
3. Connect this lighting according to voltage and frequencies mention on driver.

INSTALLATION:

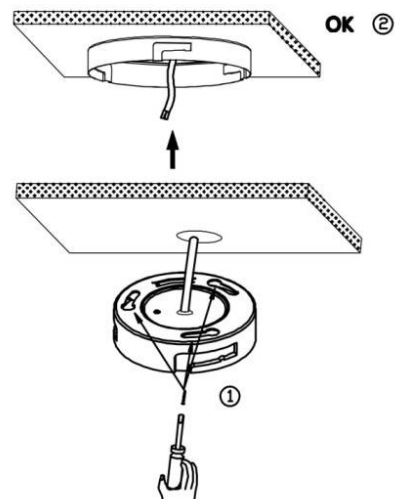
1 Make a hole



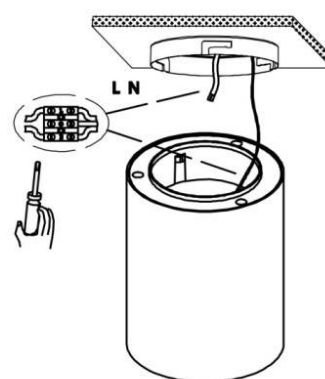
2



3



4



5

