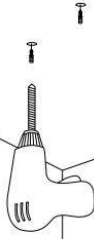




FLYING R

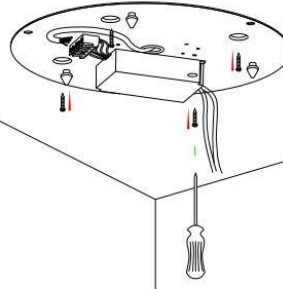
Código artículo 86.A007.6431.01

1



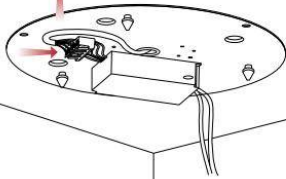
The mounting plate is screwed directly to the plasterboard, tile or concrete ceiling.

2



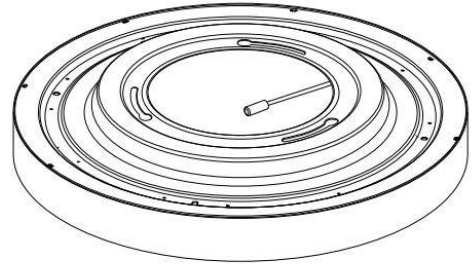
Mount the ceiling plate

3

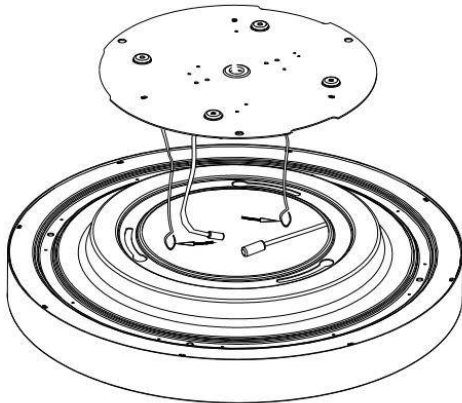


Connect electric supply cables according to the marks

4

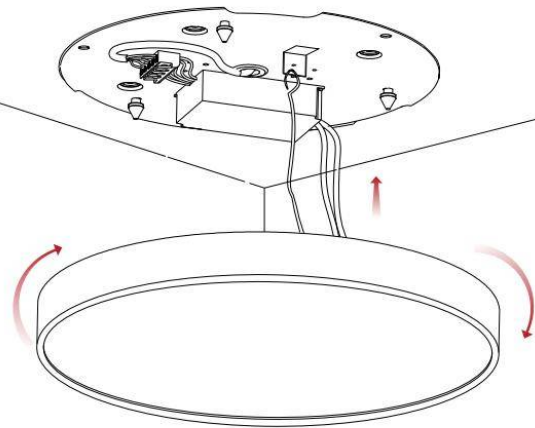


5




Fix the hanging rope from the mounting plate and the lamp body.

6



Connect DC cable, And fix the lamp body on the mounting plate

7



Finish the installation