Código artículo 86.L003.1390.02

Ⅰ.Ceiling Mounted

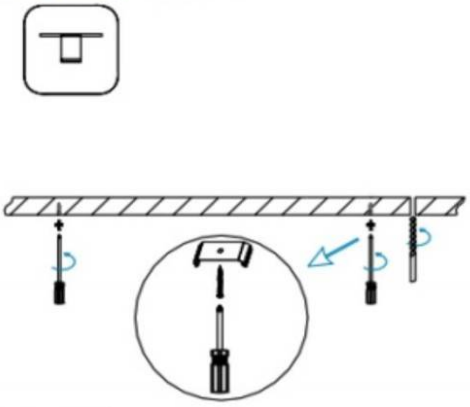

1.Install the setscrews.

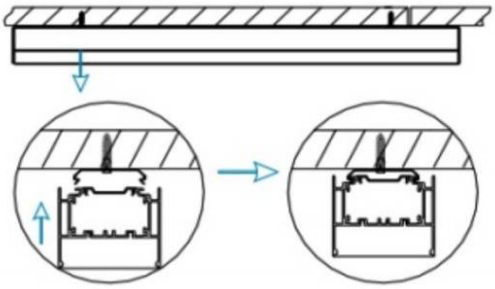

2.Put the snap-fit into the setscrews and lock it tightly.

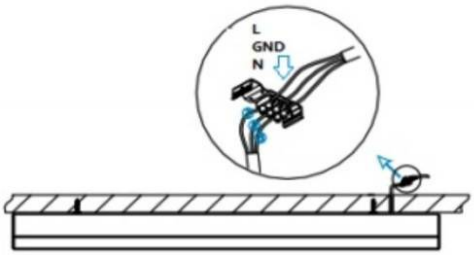

3.Connect the power cable.

4.Adjust the lamp's angle and clean it.

Ⅱ.Suspending

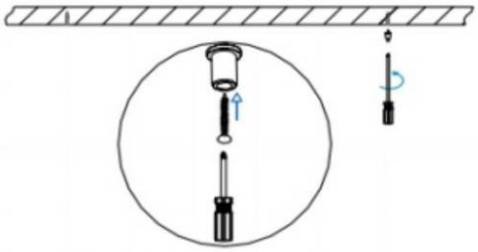

1. Find a suitable position then borehole.

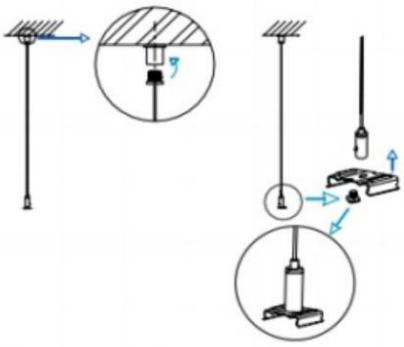

2.Hook mounted.

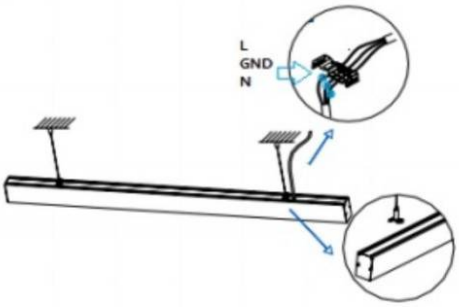

3.Connect the wire by junction box power-off simultaneously.

4.Adjust the position of the fixture and clean it.