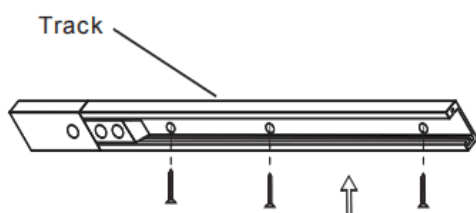


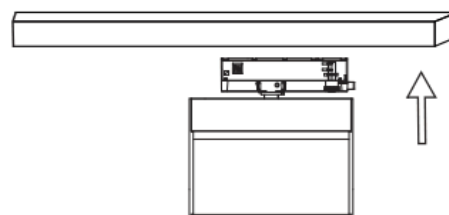


1



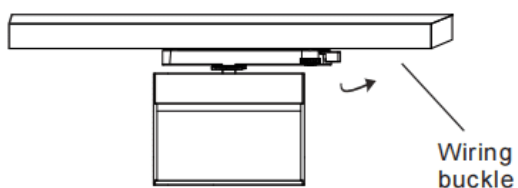
Turn off the power, fix the track rail with screw

2



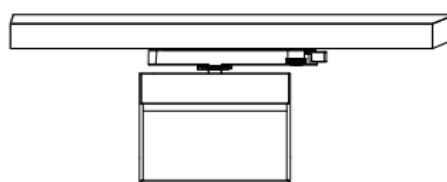
Lamp include driver supply inside, put the lamp into the track groove, pay attention to the track direction

3



clockwise rotate the wiring buckle until clicked. Ensure the lamp installed safely.

4



Turn on the power supply for using when everything ok.