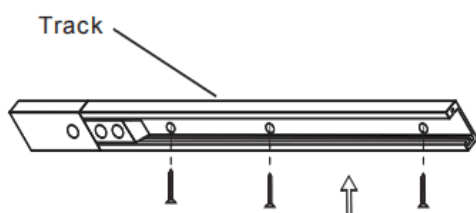


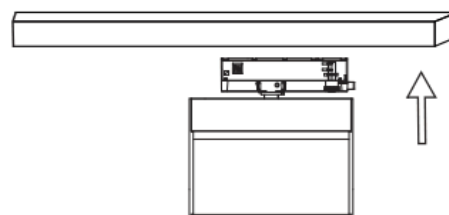


**1**



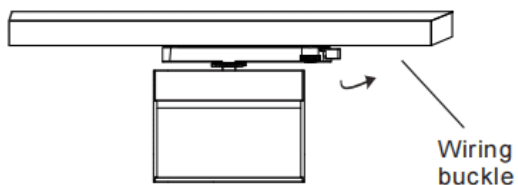
Turn off the power, fix the track rail with screw

**2**



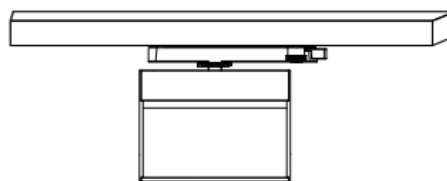
Lamp include driver supply inside, put the lamp into the track groove, pay attention to the track direction

**3**



clockwise rotate the wiring buckle until it clicked. Ensure the lamp is installed safely.

**4**



Turn on the power supply for use when everything is ok.