Code article 86.I007.5401.03

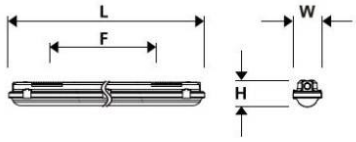

	L	W	H	F
650mm	650	85	80	395
1220mm	1200	85	80	845
1520mm	1500	85	80	1135

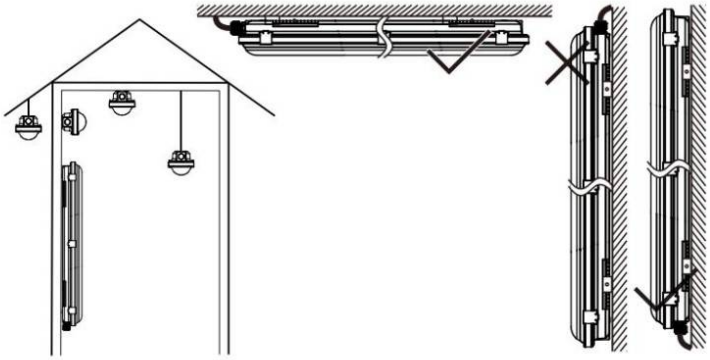



WARNING

Switch off the power supply before installation

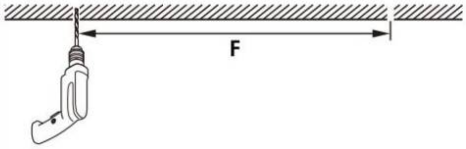

1. Drill a ∅6mm hole

2.According to the Fixing hole centre, installation expansion bolts and screws, install the bracket.

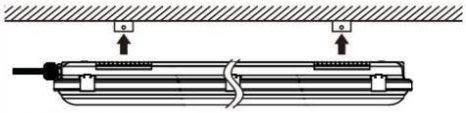

3. Fix the luminaire with the brackets

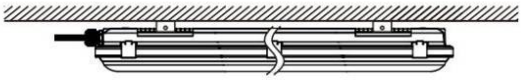

4. Finish installation

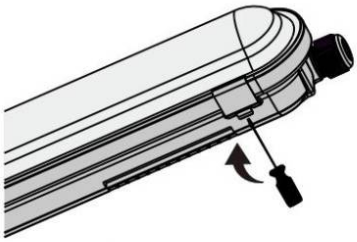

1. Unbuckle the clips

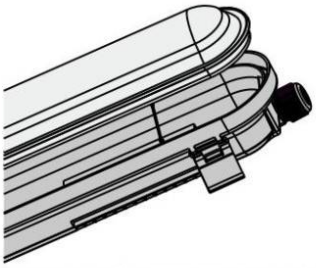

2. Take out of the LED module and diffuser

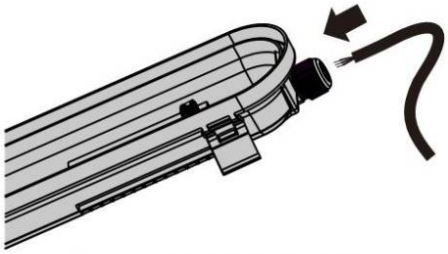

3.Insert the cable through the cable gland

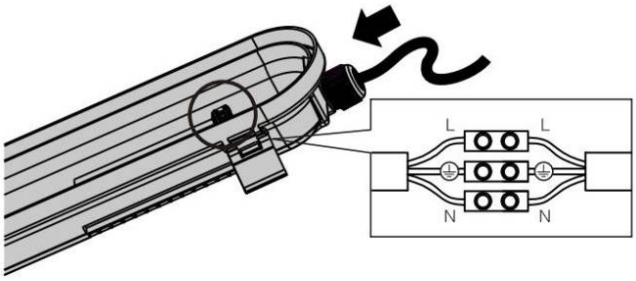

4.Connect the wires to the wiring terminal

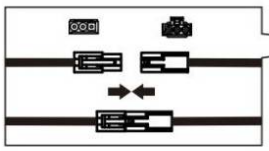

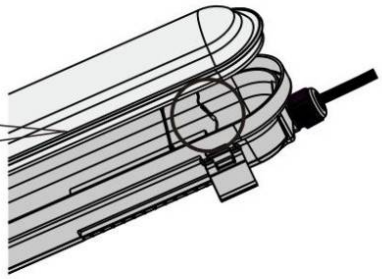

5. Connect the driver to the LED module

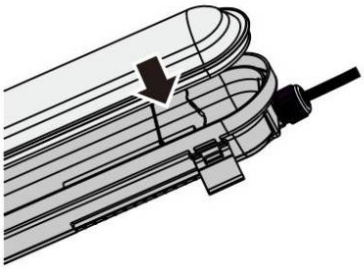

6. Put back the LED module and diffuser

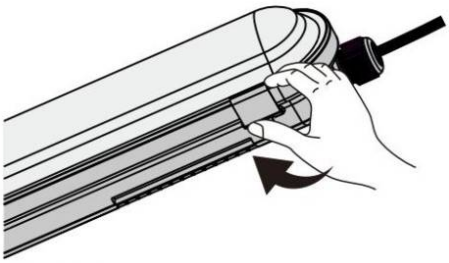

7. Buckle the clips

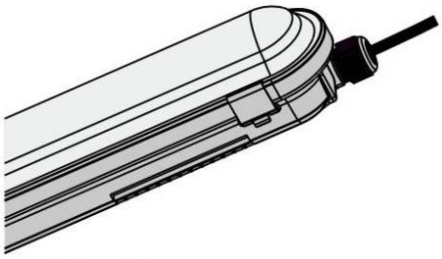

8. Finish installation

WARNING
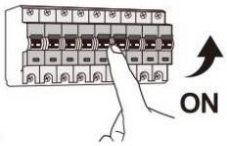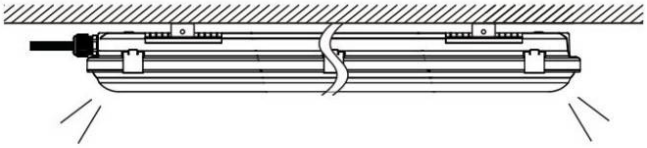
1) Switch off the power supply before installation
2) Installation should be done by registerd electricans