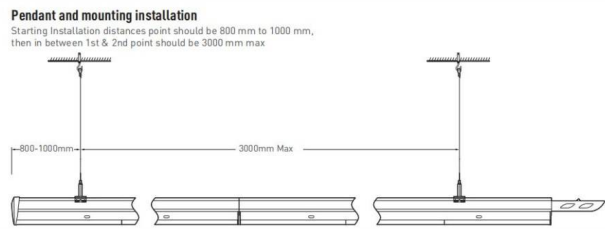
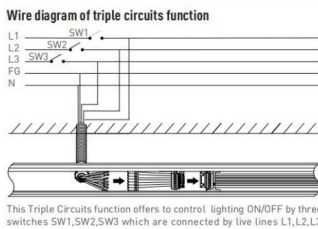
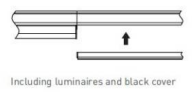
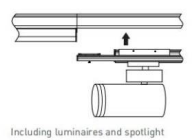
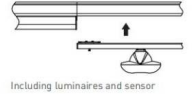
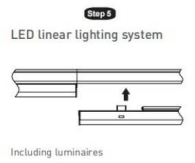





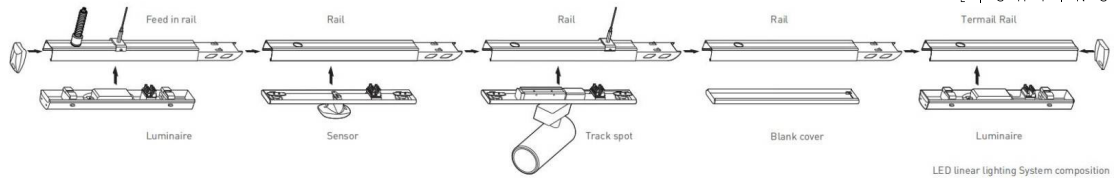
Tracking and luminaire:

First trunking rail should have one side connecting plate&last trunking rail with no connecting plate on both sides, then fix the Luminaire to trunking rail then lock holder, then keep end caps at both sides.



Safety notes:
Installation should be performed only by
qualified electrician.

- Make sure no voltage while installation .
- Connect cable wires according to wire labeling.
- Max current should not exceed 16A in one power feed in circuit.



Terminal module:

Terminal module can be independently installed as
a single unit, it also can be connected at end of one
linear light row.

