
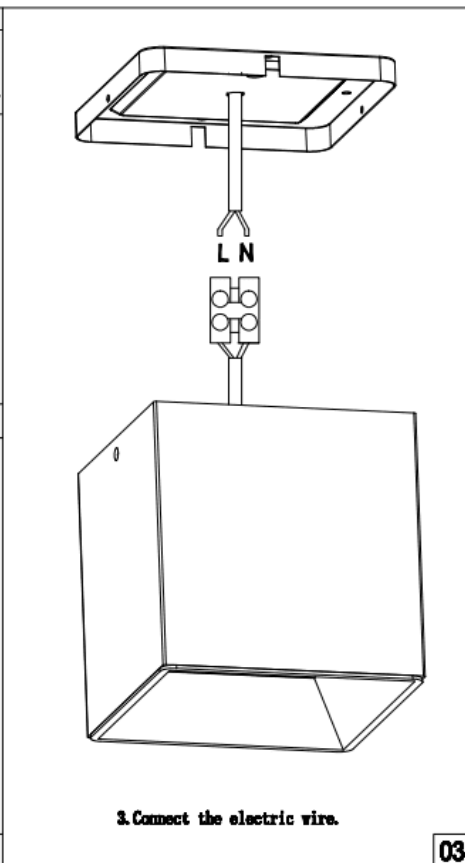
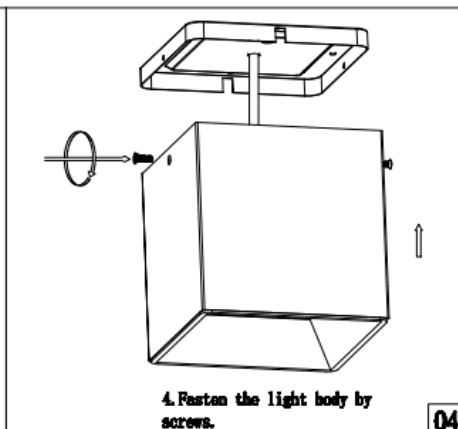
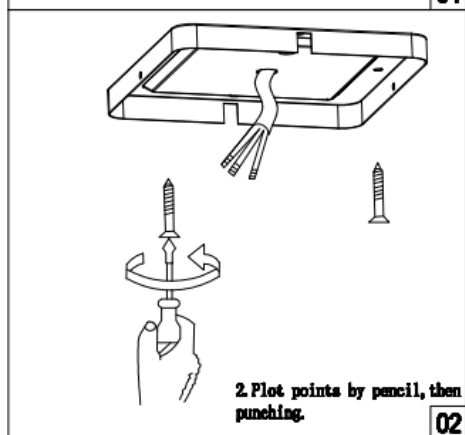
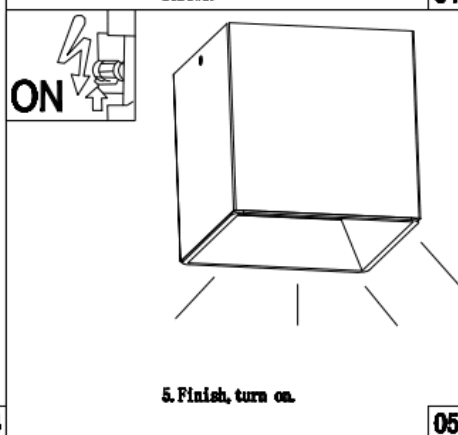




## Installation instructions

 <p>off</p> <p>1. Turn off , Drill 2 holes.</p> <p>01</p>	 <p>L N</p> <p>3. Connect the electric wire.</p> <p>03</p>	 <p>4. Fasten the light body by screws.</p> <p>04</p>
 <p>2. Plot points by pencil, then punching.</p> <p>02</p>		 <p>ON</p> <p>5. Finish, turn on.</p> <p>05</p>