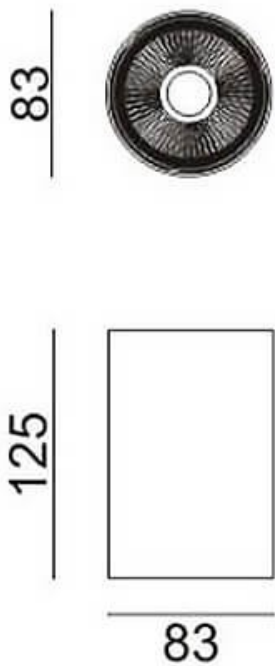
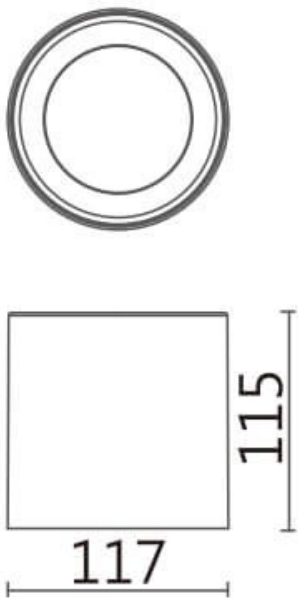













Dimensions

Product dimensions (mm) **Ø117X115 mm**



TUBULAR-S

Lavov surface mounted downlight from the family TUBULAR-S with a power of 15W and an optics 24 degrees beam angle. CCT 3000K. With a total lumen output of 1200lm and an efficacy of 80lm/W . Made in Die Cast Aluminum and finished in Black color. DALI driver.

Item code	86.SD01.1323.02
Product type	Indoor
Category	Surface Downlights
Family	TUBULAR-S
Pictograms	        

Product	
Real power (W)	15
Real luminous flux (Lm)	1200
Luminous efficiency (Lm/W)	80
Beam angle (°)	24
Life time (h)	50000h L80B10
IP	IP20
Colour	Black
Control gear included	Yes
Control gear	DALI
Average life time (h)	30
Colour temperature (K)	3000
Colour consistency (SDCM)	SDCM<3
CRI	80