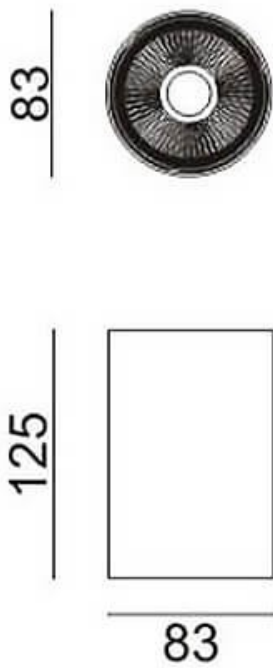
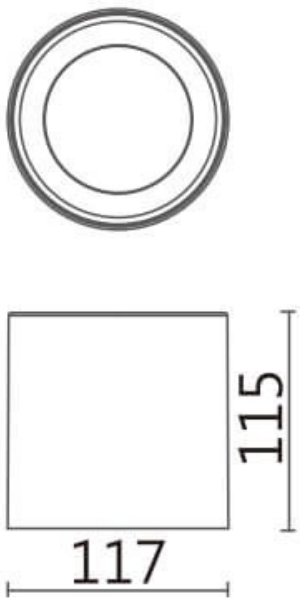




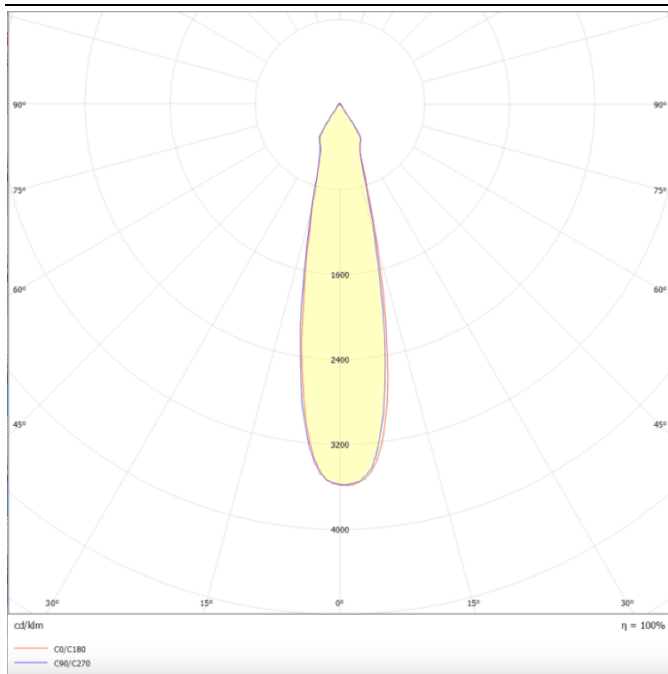
Dimensions

Product dimensions (mm) **Ø117X115 mm**

Scheme



Photometry



TUBULAR-S

Lavov surface mounted downlight from the family TUBULAR-S with a power of 15W and an optics 24 degrees beam angle. CCT 4000K. With a total lumen output of 1250lm and an efficacy of 83.33lm/W . Made in Die Cast Aluminum and finished in White color. ON-OFF driver.

Item code	86.SD01.1421.01
Product type	Indoor
Category	Surface Downlights
Family	TUBULAR-S
Pictograms	

Product	
Real power (W)	15
Real luminous flux (Lm)	1250
Luminous efficiency (Lm/W)	83.33
Beam angle (°)	24
Life time (h)	50000h L80B10
IP	IP20
Colour	White
Control gear included	Yes
Control gear	ON-OFF
Average life time (h)	40
Colour temperature (K)	4000
Colour consistency (SDCM)	SDCM<3
CRI	80