



---

#### Dimensions

---

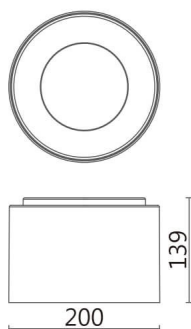
**Product dimensions (mm)**    **Ø200X139 mm**

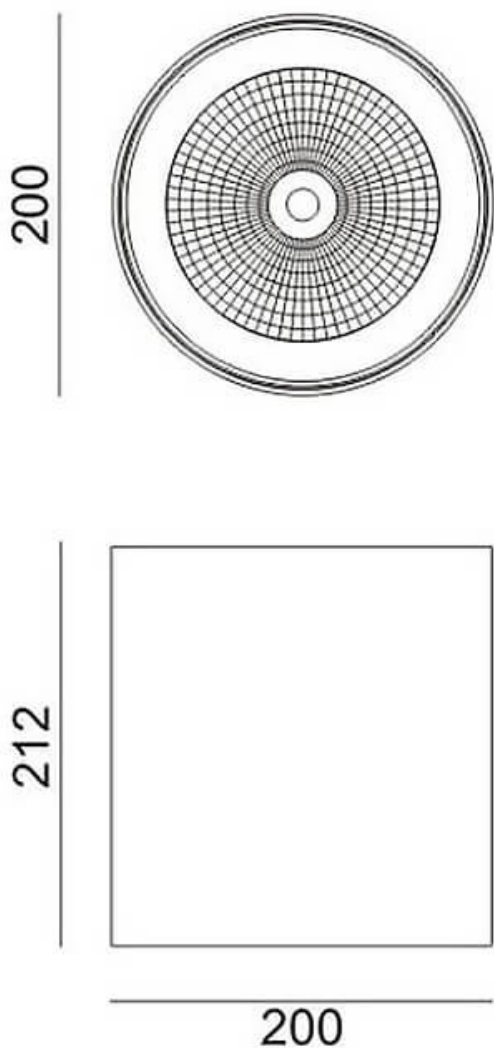
---

---

#### Scheme










---





## TUBULAR-S

Lavov surface mounted downlight from the family TUBULAR-S with a power of 30W and an optics 24 degrees beam angle. CCT 3000K. With a total lumen output of 2500lm and an efficacy of 83.33lm/W . Made in Die Cast Aluminum and finished in White color. DALI driver.

Item code	86.SD01.3323.01
Product type	Indoor
Category	Surface Downlights
Family	TUBULAR-S
Pictograms	        

Product	
Real power (W)	30
Real luminous flux (Lm)	2500
Luminous efficiency (Lm/W)	83.33
Beam angle (°)	24
Life time (h)	50000h L80B10
IP	IP20
Colour	White
Control gear included	Yes
Control gear	DALI
Average life time (h)	30
Colour temperature (K)	3000
Colour consistency (SDCM)	SDCM<3
CRI	80